


How To Adult:

Your guide to getting from college to career

SOPHOMORE YEAR







Sophomore Year Timeline



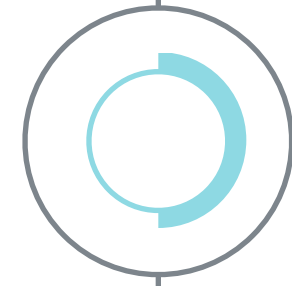
1. Branch out




2. Maintain friendships




3. Keep up with extracurricular activities




4. Explore different majors




5. Attend art fairs




6. Develop good communication skills




7. Explore study abroad opportunities




8. Research internship & job shadowing opportunities




9. Get a mentor



10. Keep your resume updated



11. Set up informational interviews



12. Reflect

Sophomore Year

Your Goals: Step outside your comfort zone

Now that you've become more acquainted with your college or university, it's time to begin exploring what else it offers. Join new clubs, try some classes that may not have been on your radar, and begin looking further to settle upon a major by the end of the year.

Your Concerns: Avoid the sophomore slump

Although it may not seem imminent, it's important to keep in mind that you should be finding internships, looking into study-abroad and taking the right classes towards your major. All while maintaining your GPA and social life – so there's certainly no time for a slump!

Your Main Values: Maintain your community

The friends you're with and the company you keep builds not only your social life, but your interactions through your classes and extracurricular activities as well. It helps to know and trust the community you are a part of, thereby developing connections to look back on in the future.


Your Wants: Feel accepted by your peers

Your sophomore year determines a large portion of your stability, which will be the foundation for the years to come. Feeling accepted will be one of the most important steps.

Your Challenges: Expanding your horizons


It's difficult to break out of your comfort zone, but in doing so you'll be able to find new inspirations and ways to prepare yourself, all while growing your personal network.

Branch Out




This could mean looking into clubs you have never considered, taking classes that don't necessarily pertain to your major, and expanding your **community and connections**.

Maintain Friendships




You've just spent your first year meeting people and making friends; now the important part is maintaining those relationships with professors, mentors and upperclassmen. Going out of your way to dedicate time to your friendships, both at school and from back home, will be a test of time-management, but will ultimately be **worth all the effort**.

Keep Up With Extracurricular Activities



The majority of schools have club fairs/events that take place at the beginning of each semester. Exploring the fairs, asking questions, and finding out about groups at your school that spark your interest could **inspire you** to pursue new activities and hobbies. It's a good idea to look into several extracurriculars before settling on one or two.

Explore Different Majors




The major you settled on before you started college may have shifted slightly, and it's worth noting there is nothing wrong with changing your mind at this point in your college career. Taking different classes in different fields will not only fulfill credits, but also allow for a **new perspective** on your strengths and interests. Take advantage of the array of classes that are offered.

Attend Art Fairs



As someone who may be looking into an artistic or creative career, finding your foothold in **creative experiences** is key. This could mean talking to your teachers and advisors for advice or researching and attending career fairs near you. You might also want to spend some time getting acquainted with creative professionals whose work is receiving recognition so you can get a sense of which skills you'd be developing during your education.

Develop Strong Communication Skills



This could mean communication with your peers, friends, professors, advisors and the people you anticipate talking to at fairs and interviews. The first impression leaves quite a mark, and honing that skill is the first step in developing communication skills. What will **help you excel** and move to the next level is your ability to sell yourself and your work. In other words, you should start early on being able to market yourself to people effectively.

Explore Study Abroad Opportunities



Now that study abroad isn't so much a thing of the far future as it was when you were a freshman, it's time to start looking at where you want to go and what you want to do. There are many study abroad programs, and you should find the one that would best serve your major while providing you with an **amazing experience**. It's a good idea to talk not only with your mentor/advisor, but also with students who have experienced study abroad first-hand.

Research Internships & Job Shadowing Opportunities




It's never too soon to start thinking about internships and job shadowing opportunities as you continue to maintain your school work. Utilizing your resources could be the way to start: Look into your school's recommended programs and connections. Through internships and job-shadowing programs, you can begin to **gain real-world knowledge and build experience.**

Get A Mentor




Finding your footing, **making life decisions**, and taking steps for your future career is more than difficult, but not something that must be done alone. Finding a mentor or someone to confide in that knows about your area of interest is a good idea.

Keep Your Resume Updated




Throughout the excitement of the year, it can be easy to leave responsibilities on the backburner. It's important to maintain your resume and keep adding to and editing its content. This way, if you need to send it out to jobs, internships, or job shadowing programs, **it will be easily accessible.**

Set Up Informational Interviews



Setting up personal interviews with people in professions you want to learn more about will build experience in the working world, and also **expand your personal network**. This is a gradual process, so it's good to get an early start in your sophomore year.

Reflect



As you exit your sophomore year, it's time to reflect on your first two years of college and how they will ultimately shape your junior and senior years. You need to **start thinking about** classes that will round out your experience, show off your talents, and have marketability that will be appropriate for future employment or graduate school.

Keep Learning

If you want more tips like those featured in this guide, check out our blogs for articles on the job search, career development and the creative lifestyle!

Artrepreneur by Orangenius:


<https://artrepreneur.com>

Our Notebook by Creative Circle:

<http://ournotebook.creativecircle.com>

And don't forget to review each of our year-by-year college resource guides throughout your time in school. **Find them at:** <http://ournotebook.creativecircle.com/college-resource-guides>.

See you next year!



00

See numbers on left to refer back to Tip within Guide.

<https://artpreneur.com/creative-internships/>

<https://artpreneur.com/animation-artist/>

<https://artpreneur.com/studio-spaces-tips/>

<https://artpreneur.com/art-student-communication/>

<https://artpreneur.com/artist-network/>

06

<https://artpreneur.com/art-business-conference-art-entrepreneur/>

07

<http://ournotebook.creativecircle.com/strategies-keep-learning-grow/>

<http://ournotebook.creativecircle.com/listen/>

08

<http://ournotebook.creativecircle.com/consider-fall-spring-internship-creative-industry/>

<http://ournotebook.creativecircle.com/get-started-career-break/>

08

<https://artpreneur.com/creative-internships/>



See numbers on left to refer back to Tip within Guide.

09

09

10

<http://ournotebook.creativecircle.com/strategies-keep-learning-grow/>

<https://artpreneur.com/work-artist-mentor/>

<http://ournotebook.creativecircle.com/resume-guide/>

<http://ournotebook.creativecircle.com/resume-basics/>

<http://ournotebook.creativecircle.com/using-your-resume-to-begin-a-conversation/>

<http://ournotebook.creativecircle.com/resume-tips-whats-hugely-important/>

<http://ournotebook.creativecircle.com/five-resume-typography-mistakes/>

<http://ournotebook.creativecircle.com/resume-tips-infographics/>

<https://artpreneur.com/artist-cv-layout/>

<http://ournotebook.creativecircle.com/benefits-informational-interview/>

10

11



00

See numbers on left to refer back to Tip within Guide.

Ten Creative Internships for Aspiring Designers

An Animation Artist's Journey from College to Career

Searching for Studio Spaces? Heed These Five Tips

Four Communication Skills Every Art Student Should Master

How to Build An Artist Network to Kickstart Your Career

06

Art Business Conferences for the Art Entrepreneur

07

Strategies to Keep Learning And Grow Within Your Role

Nina's Notes: Listen

08

5 Reasons to Consider A Fall Or Spring Internship In The Creative Industry

9 Ways to Get Started Again After Taking A Career Break

08

Ten Creative Internships for Aspiring Designers



See numbers on left to refer back to Tip within Guide.



Strategies to Keep Learning And Grow Within Your Role

Work with an Artist Mentor to Get Your Career on Track

Resume Guide

Resume Basics

Improve Your Resume: What's Hugely Important

Resume Tips: What's Hugely Important

Five Typography Mistakes That Prevent Your Resume From Being Read



Improve Your Resume: Make It Visual

How Should I Structure My Artist CV Layout?

The Benefits of An Informational Interview



 **ORANGENIUS**



 **creativecircle**
DIGITAL + CREATIVE STAFFING

