

How To Adult:


Your guide to getting from college to career

SENIOR YEAR






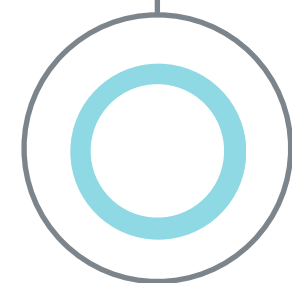
Senior Year Timeline




1. Start your job search




2. Avoid senioritis




3. Manage your work and social life



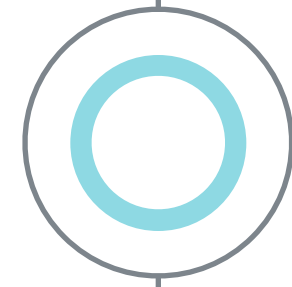
4. Meet with an advisor to solidify graduation




5. Expand your network



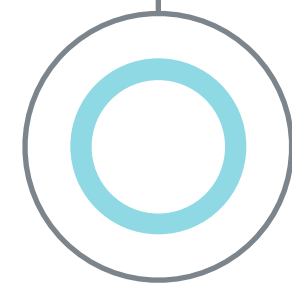
6. Set yourself up for a job



7. Create a five-year plan



8. Graduate



9. Reflect on your college years

Senior Year

Your Goals: Finding a creative community and developing your career

Those visits you've been making to the Career Development office? Time to kick them into high gear. Thinking about your career and pursuing opportunities with the support (not to mention the connections!) of your school is a huge asset that you won't have next year. Talk to your classmates, professors, and community to find out what they're doing to seek employment and prepare for post-grad life.

Your Concerns: Graduating without mishaps

Two semesters left of college until you're released into the working world. A daunting prospect for sure, and you're feeling the pressure to make sure nothing happens to jeopardize your post-college success. Now is definitely a good time to start the job hunt and clean up your social media!

Your Main Values: Re-integrating into the community and social activities

You spent your summer working, interning, or traveling, and now a big priority is getting back into the swing of things. Reconnecting with friends and your creative community are top of mind. Use that nervous, beginning-of-the-school-year energy to hit the ground running in your courses, clubs, and creative pursuits.


Your Want: Get the most out of senior year

This is your last year of college and you don't want to waste it. You feel pressure to spend time with friends and soak up the last bits of your college experience, and at the same time, take your academics seriously. By prioritizing your time wisely, it's possible to do both!

Your Challenges: Senioritis


Let's face it. Senior year is fun. Like really fun. You've made great friends, you've gotten basic requirements out of the way, and you're ready to finish up your college experience by celebrating... all year long. And you should, but fight the urge to slack off. Live this senior year with intention and you'll set yourself up well for life after college.

Start Your Job Search



The first order of business for students embarking on finding promising art careers is to **talk to your network**. While you might not be sure where to start, look no further than your favorite professor. Use the bond with your professor to ask for their connections. Often professors have careers outside of their university role, and can connect you with opportunities beyond the campus.

Avoid Senioritis



You'll have a lot of freedom senior year, and you may be tempted to phone it in as graduation approaches. However, you must schedule your time effectively and urge yourself to keep going. If you employ useful time management strategies, you'll have time to work and play.

Leave your living space and go somewhere else, to the library, the studio, or a coffee shop, for example – so that work gets done in a designated space, and when you're home, you can relax!

Manage Your Work & Social Life




Employing **time management strategies** wisely allows you to efficiently complete your schoolwork, leaving time for your social life without that nagging feeling that you've left assignments undone. That said, you can also combine the social with your professional pursuits by joining a professional association or club on campus. That way, you can be networking and pursuing a post-college career while still meeting people and having fun. Also, identify your peak working hours – are you most productive in the morning or at night? Make it a priority to get assignments done then.

Meet With An Advisor To Solidify Graduation



You've probably had that nightmare where it turns out you somehow totally missed a huge requirement you needed to graduate. Ever had the one where you're signed up for a class but didn't know it so you never went? Yikes. Avoid these nightmare scenarios by meeting with your advisor early on to make sure you're **on track to graduate**, (and make any contingency plans if need be).

Expand Your Network




It's easy for students to get caught up in the typical web of final exams, term papers, club meetings, tailgates, social events, and everything else that comes with being an undergrad. While these are certainly important tasks every student must tackle, it's important not to forget the impact building a network while in school can have on your creative career. Prioritize **attending networking events** in your prospective career field, set goals (talking to at least three people is a good start!), and arm yourself with an icebreaker to calm your nerves. Listen and learn from those you meet, and follow up with these new contacts for additional conversations.

Set Yourself Up For A Job



- Polish your Orangenius resume and clean up your portfolios – adding your latest works, accomplishments and skills.
- Go ahead and ask your professors and employers if they're willing to write you letters of reference when you apply for jobs.
- **Practice your interview skills** with a friend, your advisor, your career center, a parent, whoever! You've accomplished so much in college, and it's important to practice wording those milestones properly to wow prospective employers.
- Research the companies where you're interviewing – not just the blurb from their homepage, but a deeper dive, making sure you **ACTUALLY** understand their business, their culture, and their mission.

Create A Five-Year Plan



Think about what you want to accomplish in the next five years. Of course, life throws you curveballs, ambitions change, and you may not want at 27 what you wanted at 22, but sitting down and planning for the future is a **useful exercise**. It helps you put into words your skills, inspirations, values, and goals, and can help keep you on track if you're feeling lost down the road.

Reports have stated that successful creative professionals have relied on strategic planning for their success. Being thoughtful and strategic when thinking about your career will provide personal touch points that can guide you on your career journey. List actionable and quantifiable goals, and return to your plan once or twice per year to reflect, adjust, and prioritize.

Graduate



This needs no explanation. Congratulations! Have an amazing celebration and **pat yourself on the back** for four years (or more!) of hard work, lifelong friendships made, experiences you'll never forget, and knowledge gained from so much hard work and creativity.

Reflect On Your College Years



Use graduation to reflect on your college career. Not just for nostalgia sake, but to think about how it shaped and prepared you for what's next. Think about who you were when you entered college and **who you've become** – both as a person and a creative. Be proud of your accomplishments and growth, and go confidently into the working world!

Keep Learning

If you want more tips like those featured in this guide, check out our blogs for articles on the job search, career development and the creative lifestyle!

Artrepreneur by Orangenius:


<https://artrepreneur.com>

Our Notebook by Creative Circle:

<http://ournotebook.creativecircle.com>

Ready to land your dream job? Get started by creating your portfolio on www.orangenius.com and don't forget to register at www.creativecircle.com/talent to kick things off with our team of recruiters.

Good luck!



01

See numbers on left to refer back to Tip within Guide.

<https://artpreneur.com/animation-artist/>

01

<https://artpreneur.com/are-you-an-art-major-nine-art-related-jobs-to-pursue/>

<http://ournotebook.creativecircle.com/tips-change-job-search/>

<http://ournotebook.creativecircle.com/gamify-job-search/>

<http://ournotebook.creativecircle.com/looking-new-job/>

<http://ournotebook.creativecircle.com/traits-fearless-job-searcher/>

02

<https://artpreneur.com/self-employed-creative-habit/>

02

<http://ournotebook.creativecircle.com/understanding-peak-working-hours/>

03

<http://ournotebook.creativecircle.com/joining-a-professional-association/>

<http://ournotebook.creativecircle.com/understanding-peak-working-hours/>

04

<https://artpreneur.com/art-career-resource-center/>



05

See numbers on left to refer back to Tip within Guide.

<https://artpreneur.com/art-student-communication/>

<https://artpreneur.com/art-business-conference-art-entrepreneur/>

<https://artpreneur.com/artist-network/>

06

<http://ournotebook.creativecircle.com/looking-new-job/>

<http://ournotebook.creativecircle.com/traits-fearless-job-searcher/>

<http://ournotebook.creativecircle.com/tips-change-job-search/>

07

<https://artpreneur.com/artist-business-plan-guide/>

<http://ournotebook.creativecircle.com/upsides-liberal-arts-education>

09

<https://artpreneur.com/storytelling-for-artists/>

09

<https://artpreneur.com/artist-bio/>



See numbers on left to refer back to Tip within Guide.

01

An Animation Artist's Journey from College to Career

01

Are You an Art Major? Nine Art Related Jobs to Pursue

Tips to Change Up Your Job Search

Stay Engaged, Get Employed: How to Gamify Your Job Search

3 Things to Do If You're Looking For A New Job

Traits of a Fearless Job Searcher

02

Self Employed? Five Ways To Get Into the Creative Habit

02

Understanding Your Peak Working Hours

03

The Importance of Joining a Professional Association

Understanding Your Peak Working Hours

04

Art Careers Can Start at Your College's Career Resource Center



See numbers on left to refer back to Tip within Guide.

05

Four Communication Skills Every Art Student Should Master
Art Business Conferences for the Art Entrepreneur

06

How to Build an Artist Network to Kickstart Your Career
3 Things to Do If You're Looking For a New Job
Traits of a Fearless Job Searcher
Tips to Change Up Your Job Search

07

Crafting Your Artist Business Plan: A Step-by-Step Guide

09

The Upsides of a Liberal Arts Education

09

Why Storytelling is Crucial for Artists

Write an Artist Bio to Get Noticed



