



How To Adult:

Your guide to getting from college to career

JUNIOR YEAR




 **ORANGENIUS**




 **creativecircle**
DIGITAL + CREATIVE STAFFING


Junior Year Timeline




1. Reassess goals




2. Attend career fairs and art business conferences




3. Apply for internships




4. Focus on time management




5. Go to networking events




6. Learn how to craft a professional email




7. Maintain relationship with your mentor



8. Take the right classes for your major



9. Explore different minors



10. Reflect

Junior Year

Your Goals: Get some experience under your belt

If you haven't already considered how your college work experience might support your larger career goals, now is the time to start. Speak to your career advisors, start researching internship opportunities, or find a summer job that can help you gain useful real-world skills.

Your Concerns: Getting the job you want

Make sure you're the right candidate for the job by getting your resume and portfolio in order. Spend a considerable amount of time building your network, making new connections that can lead to potential career opportunities, and considering how you want to position yourself post-grad.

Your Main Values: Balance

Tackling the real world doesn't mean you should put your academic calendar or your social life on the backburner. Excelling in your classes should remain top of mind, while your work and professional obligations should come second. Use your free time to maintain friendships.


Your Wants: Making it to the finish line

You've probably spent a lot of time thinking about your dream career. And while that vision may change as you progress through life, taking the right steps now will ensure you land the career that's right for you.

Your Challenges: Time management

It's not easy to balance school, work, and social obligations. At this stage of your college experience, mastering prioritization techniques is critical to your well-being.

Reassess Goals



Now is a good time to determine whether the goals you set for yourself early on in your college career **still apply**. Speak with a career advisor or get advice from a mentor.

Attend Career Fairs & Art Business Conferences



If you're searching for a career in the arts, you may want to check out a few career fairs or art business conferences in your area. Career fairs are an **excellent place** to discover new organizations or companies that might be working in your field. Career fairs also provide the opportunity to polish your interviewing skills.

Apply To Internships



Internships are an **invaluable opportunity** to gain real-world experience. While there are a variety of opportunities within the creative fields, some of the world's most progressive companies offer accredited internship programs that look pretty good on a resume. If you're looking to gain valuable design experience, check out the internship programs offered by Hershey's, Disney, Facebook, and more.

Focus On Time Management



Staying on top of your game while remaining creatively stimulated isn't always easy. To make sure you're **staying focused**, establish some time-management procedures.

- Plan to work during your peak productivity hours
- Use online tools or apps to manage tasks
- Make sure you stay healthy with regular exercise and healthy eating

Go To Networking Events



While going to a networking event may make you feel a bit nervous, it's a great way to meet decision-makers and colleagues in your field. To **prepare yourself**, identify some useful talking points and questions to ask people you might meet. The idea is to present yourself as knowledgeable, engaged, and ready to learn from your peers.

Learn How To Craft A Professional Email



Your college career has likely been filled with opportunities to hone your writing skills. If you haven't yet **mastered the art** of email communication, make sure you do so before you enter the professional world. College students should practice keeping their professional emails brief and to the point.

Maintain A Relationship With Your Mentor



If you've identified a career mentor, make sure you keep in touch. **Check in regularly**, update them on your career progress, and get their feedback on your resume or portfolio. Make sure to ask them to keep you updated on any internship or career opportunities they or someone in their network might have available.

Take The Right Classes For Your Major




It's easy to get swept up in the excitement of classes that interest or inspire you, but most colleges and universities require students to take specific classes in order to graduate with a specific major. Usually, your school's career center will provide a course track for your major - make sure you **re-visit that plan** during your junior year so you can start checking all of your required coursework off the list.

Explore Different Minors



College is an excellent opportunity to specialize in a niche within your field. Perhaps you're a graphic design major interested in working in fashion, or you're studying fine art and want to work with animation. Taking coursework in a specialized area will enhance your ability to obtain work in a particular field, so use your remaining years in college to pick a minor that can **advance your career goals**.

Reflect



Now is the time to review your college experience thus far and determine how you might apply it to the real world. Reflect on the courses you've taken and the projects completed to determine the underlying narrative: Who are you as a creative professional? What are some of the consistent themes in your work? Contemplate these ideas as you're filling out your Orangenius profile, and be sure they're reflected in your Bio and Artwork portfolios. If you need help with your portfolio, review **Creative Circle's Portfolio Guide**.

Keep Learning

If you want more tips like those featured in this guide, check out our blogs for articles on the job search, career development and the creative lifestyle!

Artrepreneur by Orangenius:


<https://artrepreneur.com>

Our Notebook by Creative Circle:

<http://ournotebook.creativecircle.com>

And don't forget to review each of our year-by-year college resource guides throughout your time in school. **Find them at:** <http://ournotebook.creativecircle.com/college-resource-guides>.

See you next year!



See numbers on left to refer back to Tip within Guide.

02

<https://artpreneur.com/art-business-conference-art-entrepreneur/>

03

<https://artpreneur.com/snaap-art-entrepreneurs/>

<https://artpreneur.com/creative-internships/>

<https://artpreneur.com/self-employed-creative-habit/>

04

<http://ournotebook.creativecircle.com/use-commute-time-wisely/>

05

<http://ournotebook.creativecircle.com/well-composed-professional-email/>

05

<https://artpreneur.com/work-artist-mentor/>

<http://ournotebook.creativecircle.com/learn-finding-your-yoda/>

07

<https://artpreneur.com/storytelling-for-artists/>

10

<https://artpreneur.com/artist-bio/>

<http://ournotebook.creativecircle.com/evans-opening-thoughts/>

10



See numbers on left to refer back to Tip within Guide.

02

Art Business Conferences for the Art Entrepreneur

03

The Future is Bright, Say Art Entrepreneurs

Ten Creative Internships for Aspiring Designers

Self Employed? Five Ways To Get Into the Creative Habit

04

How to Use Your Commute Time Wisely

05

The Fine Art of a Well Composed Professional Email

05

Work with an Artist Mentor to Get Your Career on Track

What You Can Learn From Finding Your Yoda

07

Why Storytelling is Crucial for Artists

10

Write an Artist Bio to Get Noticed

Opening Thoughts From A Summer Back Home

10



